

SPECIFICATIONS


This data sheet provides technical and photometric information for the performance of the Enhanced Definition Lens Tube in Source Four fixtures with HPL lamps. For technical and photometric information for HID Source Four fixtures, please refer to the appropriate HID EDLT datasheet.

PHYSICAL

- Rugged die cast aluminum construction
- Smooth running teflon guides
- Fits all standard Source Four shutter barrels
- Uses 6.25" color frame
- Compatible with UL, cUL and CE fixtures

OPTICAL

- Projector-quality, dual aspheric lenses
- Minimum distortion of projected image
- Provides up to 22% increased lumen output and efficiency
- Provides crisp image edge definition and high contrast
- Superior optical glass with advanced AR coatings
- Lens(es) secured with anti-vibration shock mounts
- Beam edge continually adjustable hard-to-soft
- Available in 19°, 26°, 36°, and 50° field angles



ORDERING INFORMATION

Source Four EDLT

MODEL	DESCRIPTION
419EDLT	19° Enhanced Definition Lens Tube
426EDLT	26° Enhanced Definition Lens Tube
436EDLT	36° Enhanced Definition Lens Tube
450EDLT	50° Enhanced Definition Lens Tube

Note: EDLT is supplied with color frame.

For a complete fixture, order the Source Four fixture body (7060A1023) in addition to the desired lens tube.

Source Four products are protected by one or more of the following patents:

U.S.	USRE36,3316, US5,345,371, US6,092,914 and US5,775,799
U.K.	GB0592589, GB0673488, 99930527.9*
Germany	DE0592589, GB0673488, 99930527.9*
Japan	JP2,501,772

* European patent application number



PHOTOMETRICS

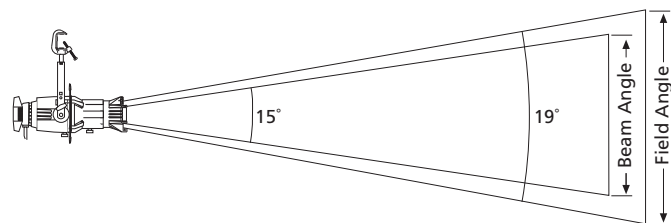
Photometric data below is measured with an HPL 750W/115V 300 hr lamp. To convert data when using any other HPL lamp, use the lumen or candela multiplying factors (Lm MF or Cd MF) for that specific lamp, listed in the Lamps table in this datasheet. For lumen data, multiply by the Lm MF. For candela or footcandle data, multiply by the Cd MF.

Source Four 19° EDLT

Degree	Candela	Field Lumens	Beam Lumens	Efficiency	Lumens per watt
19°	260,363	13,012	10,173	59.4%	17.3

For Field diameter at any distance, multiply distance by 0.33

For Beam diameter at any distance, multiply distance by 0.27



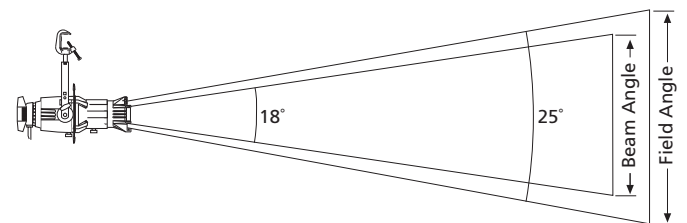
Throw Distance (d)	25'	40'	55'	70'
	7.6m	12.2m	16.8m	21.3m
Field Diameter	8.2'	13.2'	18.1'	23.1'
	2.5m	4.0m	5.5m	7.0m
Illuminance (fc)	417	163	86	53
Illuminance (lux)	4,484	1,752	926	572

Source Four 26° EDLT

Degree	Candela	Field Lumens	Beam Lumens	Efficiency	Lumens per watt
26°	182,301	15,412	9,929	70.4%	20.5

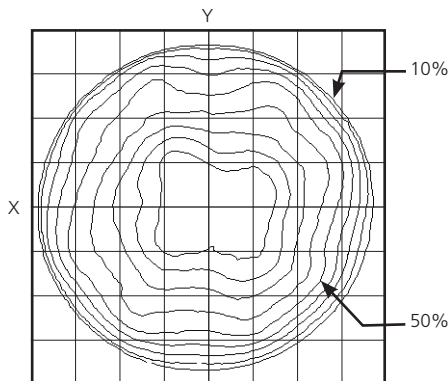
For Field diameter at any distance, multiply distance by 0.45

For Beam diameter at any distance, multiply distance by 0.31

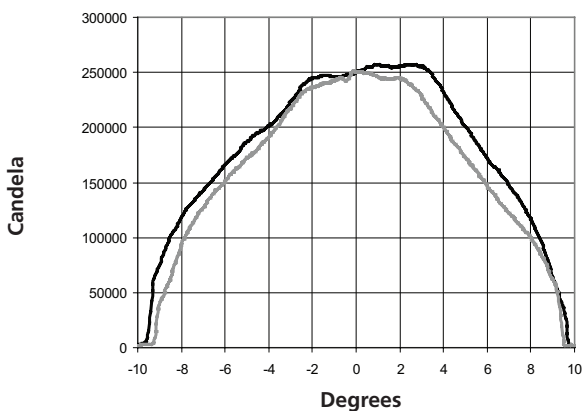


Throw Distance (d)	20'	35'	50'	65'
	6.1m	10.7m	15.2m	19.8m
Field Diameter	9.0'	15.8'	22.6'	29.4'
	2.8m	4.8m	6.9m	8.9m
Illuminance (fc)	456	149	73	43
Illuminance (lux)	4,906	1,602	785	464

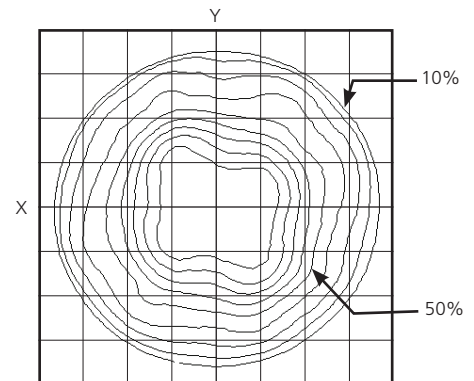
Iso-Illuminance Diagram (Flat Surface Distribution)



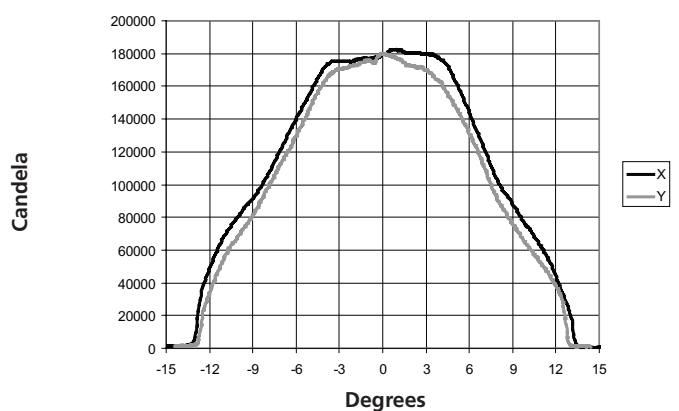
Cosine Candela Plot



Iso-Illuminance Diagram (Flat Surface Distribution)



Cosine Candela Plot



PHOTOMETRICS

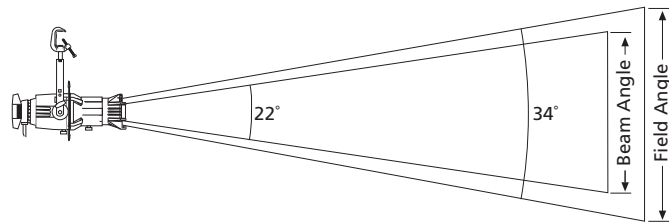
Complete IES photometry data files (LM-63-02 format) may be downloaded from the ETC website. Go to <http://www.etcconnect.com/downloads.asp>

Source Four 36° EDLT

Degree	Candela	Field Lumens	Beam Lumens	Efficiency	Lumens per watt
36°	98,553	14,271	8,941	65.2%	19.0

For Field diameter at any distance, multiply distance by 0.61

For Beam diameter at any distance, multiply distance by 0.40



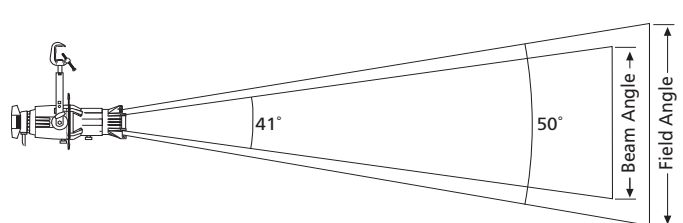
Throw Distance (d)	15'	25'	35'	45'
	4.6m	7.6m	10.7m	13.7m
Field Diameter	9.1'	15.2'	21.2'	27.3'
	2.8m	4.6m	6.5m	8.3m
Illuminance (fc)	438	158	80	49
Illuminance (lux)	4,715	1,697	866	524

Source Four 50° EDLT

Degree	Candela	Field Lumens	Beam Lumens	Efficiency	Lumens per watt
50°	41,471	14,437	9,542	65.9%	19.2

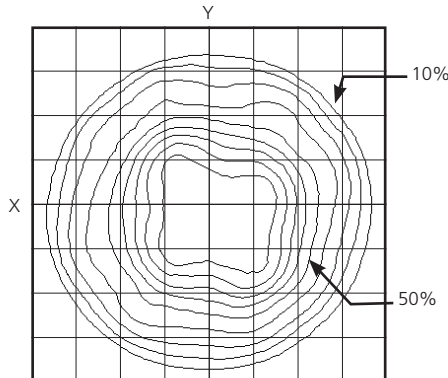
For Field diameter at any distance, multiply distance by 0.93

For Beam diameter at any distance, multiply distance by 0.74

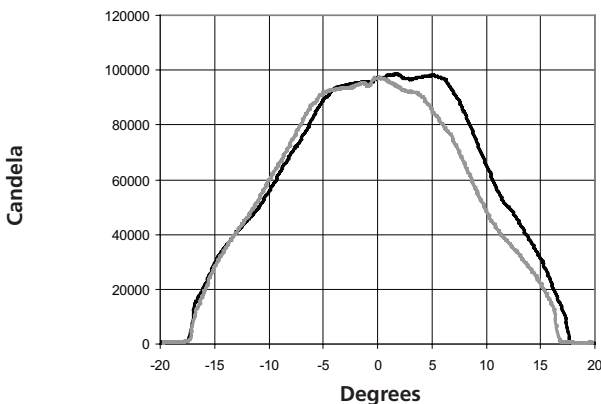


Throw Distance (d)	10'	15'	20'	25'
	3.0m	4.6m	6.1m	7.6m
Field Diameter	9.2'	13.9'	18.5'	23.1'
	2.8m	4.2m	5.6m	7.0m
Illuminance (fc)	415	184	104	66
Illuminance (lux)	4,464	1,984	1116	714

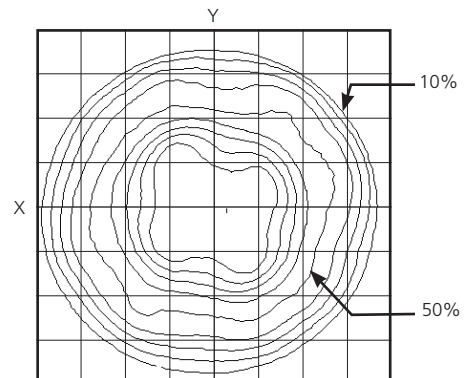
Iso-Illuminance Diagram (Flat Surface Distribution)



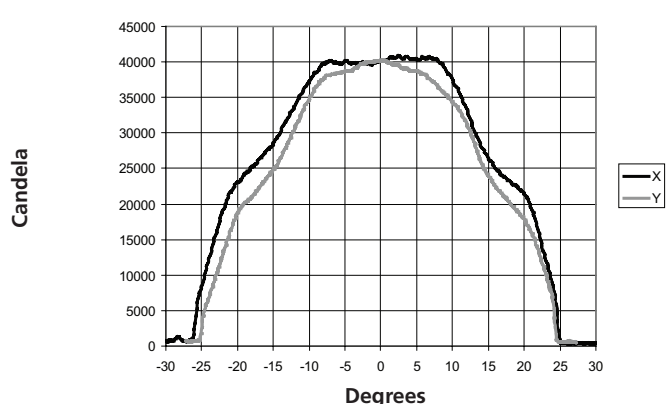
Cosine Candela Plot



Iso-Illuminance Diagram (Flat Surface Distribution)



Cosine Candela Plot



LAMPS

To determine Candela (Cd) or Lumens (Lm) for any other HPL lamp, multiply the Candela or Lumen value by the multiplying factor (MF) shown for that lamp in the table below.

ETC Part #	Lamp Code	Watts	Volts	Initial Lumens	Color Temp. K	Avg. Rated Life	19° Cd MF	19° Lm MF	26° Cd MF	26° Lm MF	36° Cd MF	36° Lm MF	50° Cd MF	50° Lm MF
RT116	HPL 750/115**	750	115	21,900	3,250	300	1.00	1.00	1.00	1.00	1.00	1.00	1.00	1.00
RT196	HPL 750/115X	750	115	16,400	3,050	1,500	.64	.74	.64	.74	.64	.74	.64	.74
RT113	HPL 575/115**	575	115	16,520	3,250	300	.85	.82	.78	.82	.67	.75	.79	.76
RT114	HPL 575/115X	575	115	12,360	3,050	2,000	.56	.56	.56	.56	.56	.56	.56	.56
RT142	HPL 375/115	375	115	10,540	3,250	300	.71	.53	.66	.52	.56	.48	.66	.46
RT143	HPL 375/115X	375	115	8,500	3,050	1,000	.49	.40	.45	.40	.39	.36	.46	.36
N/A	HPL 750/120	750	120	21,900	3,250	300	1.00	1.00	1.00	1.00	1.00	1.00	1.00	1.00
N/A	HPL 750/120X	750	120	16,400	3,050	1,500	.64	.74	.64	.74	.64	.74	.64	.74
RT115	HPL 575/120	575	120	16,520	3,250	300	.85	.82	.78	.82	.67	.75	.79	.76
RT171	HPL 575/120X	575	120	12,360	3,050	2,000	.56	.56	.56	.56	.56	.56	.56	.56
RT112	HPL 550/77*	550	77	16,170	3,250	300	.87	.81	.77	.77	.68	.73	.81	.75
RT117	HPL 550/77X*	550	77	12,160	3,050	2,000	.59	.56	.59	.56	.59	.56	.59	.56
RT160	HPL 750/230**	750	230	19,750	3,200	300	.64	.70	.64	.75	.74	.86	.74	.75
N/A	HPL 750/230X	750	230	15,600	3,050	1,500	.40	.55	.40	.59	.46	.67	.46	.59
RT129	HPL 575/230**	575	230	14,900	3,200	400	.55	.53	.53	.61	.63	.65	.61	.60
RT138	HPL 575/230X	575	230	11,780	3,050	1,500	.38	.42	.38	.45	.44	.51	.45	.45
RT154	HPL 375/230X	375	230	7,800	3,050	1,000	.30	.28	.29	.32	.35	.34	.34	.31
N/A	HPL 750/240	750	240	19,750	3,200	300	.64	.70	.64	.75	.74	.85	.74	.75
N/A	HPL 750/240X	750	240	15,600	3,050	1,500	.40	.55	.40	.59	.46	.67	.46	.59
RT130	HPL 575/240	575	240	14,900	3,200	400	.52	.53	.50	.61	.60	.65	.58	.60
RT139	HPL 575/240X	575	240	11,780	3,050	1,500	.36	.42	.36	.45	.41	.51	.42	.45
RT155	HPL 375/240X	375	240	7,800	3,050	1,000	.30	.28	.29	.32	.35	.34	.34	.31

Source Four EDLT is rated for 750W maximum.

"N/A" lamps are not available for purchase from ETC. Contact your Dealer for purchase.

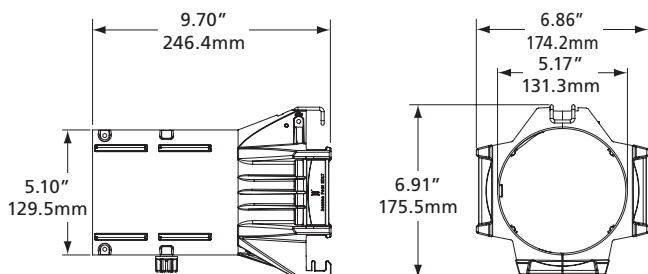
*77 Volt HPL lamps are for use with ETC Dimmer Doubling technology only.

**Photometric data was prepared using a production fixture and the Prometric CCD measurement system. Fixture adjusted for cosine distribution and tested with calibrated lamp at rated voltage. All data normalized to nominal lamp lumens in accordance with IES LM-73-04. Testing performed at ETC West, Hollywood, CA. All other multiplying factors extrapolated from primary test data.

For links to photometry file downloads (IES LM-63-02 format) go to www.etcconnect.com

HPL Specified Tolerances: Watts +/- 5%, Lumens +/-7%, Average life +/-10%, Color Temperature +/- 50K

PHYSICAL



Source Four EDLT Weights*

MODEL	WEIGHT		SHIPPING WEIGHT	
	lbs	kgs	lbs	kgs
EDLT	4.5	2.1	6	2.8

* Lens Tube only



Corporate Headquarters • 3031 Pleasant View Rd, PO Box 620979, Middleton WI 53562 0979 USA • Tel +1 608 831 4116 • Fax +1 608 836 1736
 London, UK • Unit 26-28, Victoria Industrial Estate, Victoria Road, London W3 6UU, UK • Tel +44 (0)20 8896 1000 • Fax +44 (0)20 8896 2000
 Rome, IT • Via Pieve Torina, 48, 00156 Rome, Italy • Tel +39 (06) 32 111 683 • Fax +44 (0)20 8752 8486
 Holzkirchen, DE • Ohmstrasse 3, 83607 Holzkirchen, Germany • Tel +49 (80 24) 47 00-0 • Fax +49 (80 24) 47 00-3 00
 Hong Kong • Room 1801, 18/F, Tower 1 Phase 1, Enterprise Square, 9 Sheung Yuet Road, Kowloon Bay, Kowloon, Hong Kong • Tel +852 2799 1220 • Fax +852 2799 9325
 Web • www.etcconnect.com • Copyright©2010 ETC. All Rights Reserved. All product information and specifications subject to change. 7060L1042 Rev. C Printed in USA 12/10